

8

7

6

5

4

3

2

1



This document contains information considered proprietary,  
and shall not be reproduced wholly or in part,  
nor disclosed to others without specific written permission.

REVISIONS

REV	DESCRIPTION	APPROVED	DATE

HARDWARE NAME:MAXM17545\_EVKIT\_A

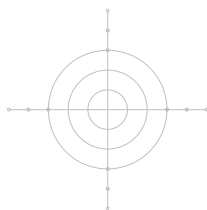
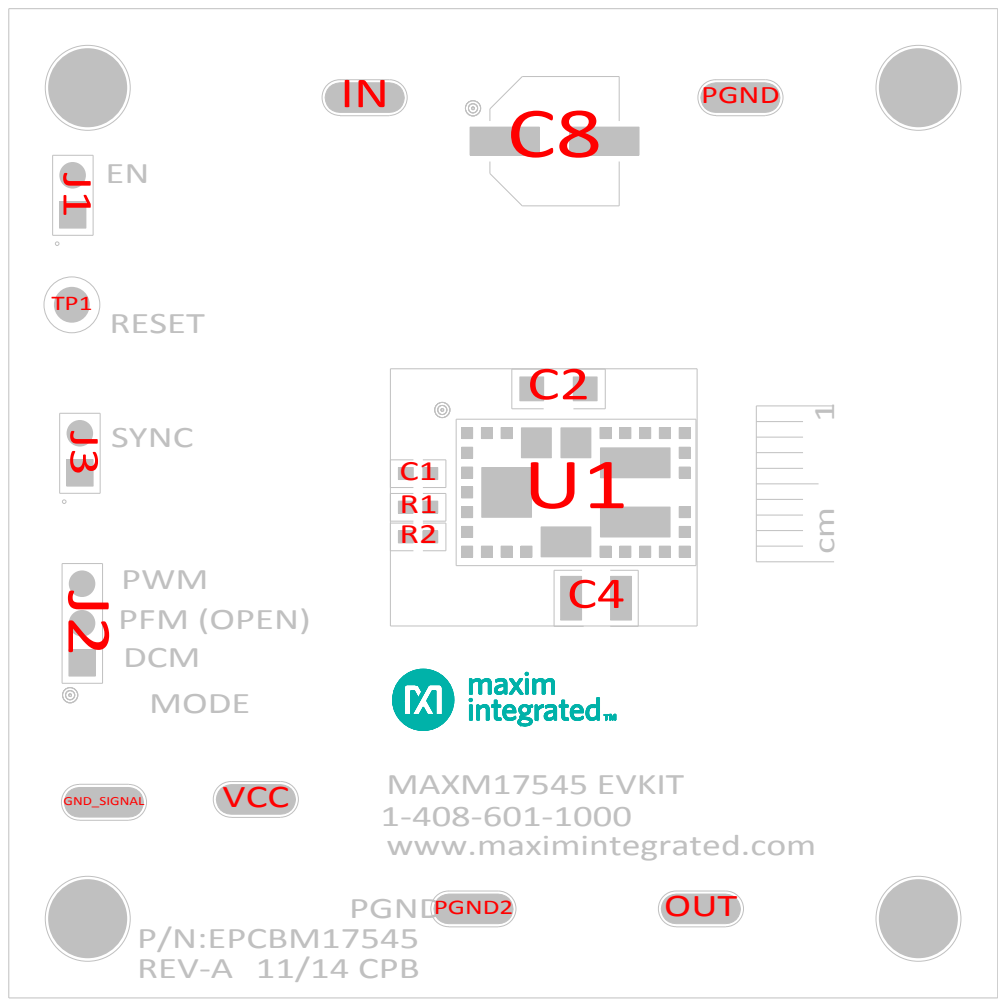
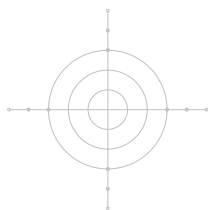
HARDWARE NUMBER:EPCBM17545

ENGINEER:NATTORN PONGRATANANUKUL

DESIGNER:CHRISTIAN BULANHAGUI

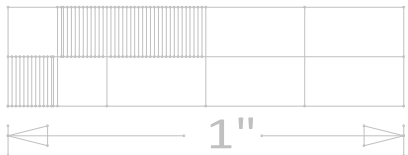
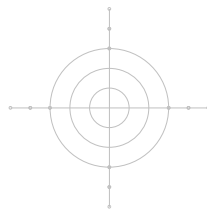
DATE: 11/26/2014

ODB++/GERBER:



JUMPER SETTINGS

JUM_REF	SHUNT_REF	SHUNT_POSITION
J1	SU1	PIN1
J2	SU2	2:3
J3	SU3	1:2



THE INFORMATION CONTAINED IN THIS DOCUMENT  
IS PROPRIETARY TO MAXIM. THE INFORMATION IN  
THIS DOCUMENT IS NOT TO BE SHOWN, REPRODUCED,  
OR DISCLOSED TO ANYONE OUTSIDE OF MAXIM  
WITHOUT PRIOR WRITTEN PERMISSION FROM MAXIM.  
DRAWN BY: C. BULANHAGUI DATE: 11/28/2014  
CHECKED BY: DATE:  
APPR. BY: DATE:  
APPR. BY: DATE:

HARDWARE NAME:  
ASSEMBLY DWG. (TOP)  
MAXM17545\_EVKIT\_A

HARDWARE NUMBER:  
EPCBM17545

REV  
A

NOT TO SCALE

SHEET 1 OF 1