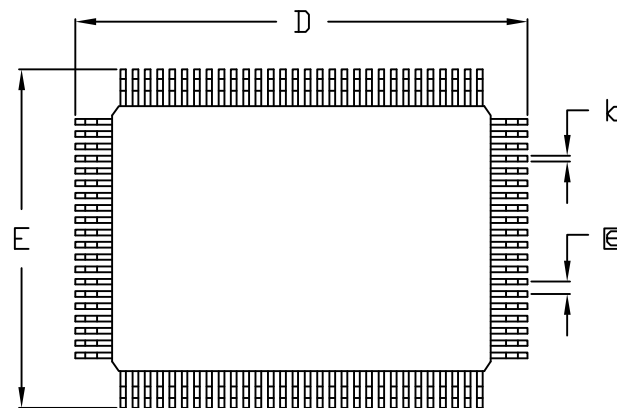
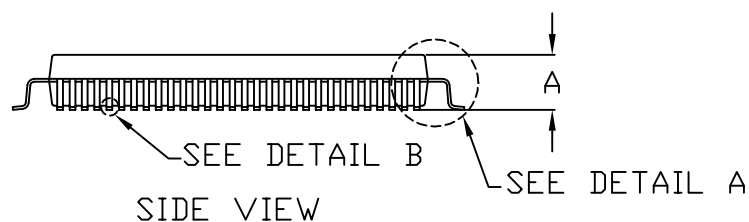


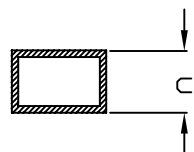
TOP VIEW



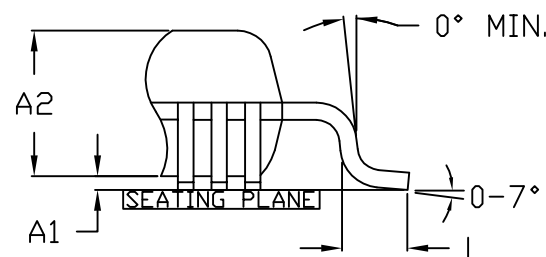
BOTTOM VIEW



SIDE VIEW



DETAIL B



DETAIL A

SYMBOL	DIMENSIONS	
	MIN.	MAX.
A	~	3.40
A1	0.10	0.50
A2	2.55	2.87
D	23.70	24.10
D1	19.90	20.10
E	17.70	18.10
E1	13.90	14.10
L	0.65	0.95
N	80	
e	0.65 BSC	
b	0.22	0.38
c	0.13	0.23
PKG. CODE	M100-4	

NOTES:

1. DIMENSIONS D1 AND E1 INCLUDE MOLD MISMATCH, BUT DO NOT INCLUDE MOLD PROTRUSION. ALLOWABLE MOLD PROTRUSION IS 0.254 MM PER SIDE.
2. DETAILS OF PIN 1 IDENTIFIER ARE OPTIONAL BUT MUST BE LOCATED WITHIN THE ZONE INDICATED.
3. DIMENSION b DOES NOT INCLUDE DAMBAR PROTRUSION. ALLOWABLE DAMBAR PROTRUSION SHALL BE 0.08mm TOTAL IN EXCESS OF THE b DIMENSION AT MAXIMUM MATERIAL CONDITION. PROTRUSION NOT TO BE LOCATED ON LOWER RADIUS OR FOOT OF LEAD.
4. ALL DIMENSIONS ARE IN MILLIMETERS UNLESS SPECIFIED OTHERWISE.
5. MATERIAL MUST COMPLY WITH BANNED AND RESTRICTED SUBSTANCES SPEC# 10-0131
6. ALL DIMENSIONS APPLY TO BOTH LEADED (-) AND PbFREE (+) PKG. CODES.



TITLE:
PACKAGE OUTLINE,
100L MQFP, 14X20X3mm, 1.95 FORM

APPROVAL
RAMON DE LEON
12/21/09

DOCUMENT CONTROL NO.
21-0272

REV. B 1/1

-DRAWING NOT TO SCALE-